



Cov ruam hauv qab no yog kev qhia nkag rau i-Ready nyob:

- **Tom tsev rau ib lub twj “laptop”:**

1. Siv “Google Chrome tam li kog qhov “browser”. 

Do **NOT** use “Google Search”! 

2. Mus saib “Clever”: <http://go.fresnou.org/clever>
3. Xaiv Kiv Nkag nrog qhov: “Log in with Active Directory”.
4. Nkag nrog hauv paus tsev kawm ntawv li email thiab password taw qhia hais kkoj los nkag rau nrog koj as khau (account).
5. Ces mam li xaiv qhov “i-Ready” lub ci hauv “Clever”.



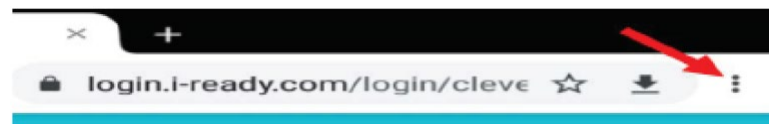
Sign in with your organizational account

Sign in


Login using your full username including @fresnou.org (for students) or @fresnounified.org (for staff). This is the same username and password you use for Office 365.

- **Yog siv LCD Tablet:**

1. Cov kauj ruam li nram nov 1-5 saum toj nov. Koj yav feem ntau koj yuav txais ib qho xov tsis yog uas hais tias “Your internet browser is not supported”. Hniav rau lo lus luv luv (3lub voj voog dub ddub isb tshooj) nyob rau saum toj ces kaum sab xis ntawm nplooj ntawv no:



2. Ces mam li xaiv, “Desktop Site”. You will be taken to the i-Ready Home page where you can access your activities.



Google Search Engine: **DO NOT USE THIS!**

Google Chrome: **USE THIS!**