

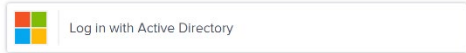



Log in to i-Ready following these steps:

- **On a laptop:**

1. Use Google Chrome as your Browser.  Do **NOT** use Google Search! 
2. Visit Clever at <http://go.fresnou.org/clever>
3. Click on: “Log in with Active Directory”. 
4. Log in with your district email and password.
5. Click on the i-Ready icon in Clever.



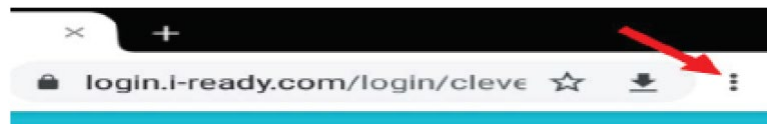
Sign in with your organizational account

Sign in


Login using your full username including @fresnou.org (for students) or @fresnounified.org (for staff). This is the same username and password you use for Office 365.

- **On a tablet:**

1. Follow steps 1-5 above. If you receive this message, “Your internet browser is not supported”, click on the ellipsis (3 stacked dots) in the top right corner of the page.



2. When the menu appears, click on, “Desktop Site”. You will be taken to the i-Ready Home page where you can access your activities.



Google Search Engine: **DO NOT USE THIS!**

Google Chrome: **USE THIS!**